

SRSPro EHI Export

Overview

This page provides guidance on the export of Electronic Health Information (EHI) from SRSPro, in accordance with 170.315 (b)(10) Electronic Health Information export of the ONC 2015 Edition Cures Update Certification Criteria.

EHI documentation for SRSPro will consist of:

- Folder structure description
- Data Dictionary of all fields exported within the Clinical Discrete Data:
 - CSV files within the Clinical Discrete Data (Appointments, Custom Alerts, Diagnosis, Family History, Guarantor Information, Implantable Devices, Injections, Insurance Information, Orders, Smoking Status, UDFs, Messages)
 - XML files within the Clinical Discrete Data (Vitals, Encounter Data Capture, Results)
- CCDA
- Publicly available hyperlink for EHI documentation

Note: All exported data is considered Protected Health Information (PHI) and requires that all guidelines be used to ensure that the information is encrypted and stored appropriately after download.






Data Dictionary


















Data Dictionary for EHI for [SRSPro: EHI Single Export Data Dictionary.xlsx](#)

ZIP folder Structure

The ZIP file consists of the following folders and files in the following structure:

- **Clinical Discrete Data folder** - contains all CSV and XML files with patient clinical discrete data including:
 - **CodeSystemNames.csv** - contains all VocabularyID values that are listed across other CSV files.
- **Documents folder** - contains all documents attached to patient chart.
- **Encounter Data Capture folder** - contains all Encounter data XML files.
- **CCDA file** - the standard CCDA file formatted as per Implementation Guide.
- **Read Me** - the file containing the public link to the documentation.

Name	Type
 Clinical Discrete Data	File folder
 Documents	File folder
 Encounter Data Capture	File folder
 CCDA	XML Document
 Read me	Internet Shortcut

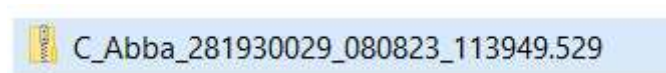
Name	Date modified	Type	Size
 AppointmentList.csv	9/4/2023 1:37 AM	Microsoft Excel Co...	
 CodeSystemNames.csv	9/4/2023 1:38 AM	Microsoft Excel Co...	
 CustomAlerts.csv	9/4/2023 1:37 AM	Microsoft Excel Co...	
 Diagnoses.csv	9/4/2023 1:38 AM	Microsoft Excel Co...	
 FamilyHistory.csv	9/4/2023 1:37 AM	Microsoft Excel Co...	
 FamilyHistoryCodes.csv	9/4/2023 1:37 AM	Microsoft Excel Co...	
 FamilyHistoryStatuses.csv	9/4/2023 1:37 AM	Microsoft Excel Co...	
 GuarantorInformation.csv	9/4/2023 1:37 AM	Microsoft Excel Co...	
 ImplantableDevices.csv	9/4/2023 1:37 AM	Microsoft Excel Co...	
 Injections.csv	9/4/2023 1:37 AM	Microsoft Excel Co...	
 InsuranceInformation.csv	9/4/2023 1:37 AM	Microsoft Excel Co...	
 Messages.csv	9/4/2023 1:37 AM	Microsoft Excel Co...	
 Orders.csv	9/4/2023 1:38 AM	Microsoft Excel Co...	
 Results.xml	9/4/2023 1:38 AM	XML Document	
 SmokingStatus.csv	9/4/2023 1:38 AM	Microsoft Excel Co...	
 UDF.csv	9/4/2023 1:37 AM	Microsoft Excel Co...	
 Vitals.xml	9/4/2023 1:37 AM	XML Document	

ZIP file Name

The ZIP file consists of:

- Patient *First Name Initial* and full *Last Name*
- Patient's unique Person ID.
- Date and Time stamp when ZIP export is generated.

For example: FirstNameInitial_LastName_PersonID_DateTimeStamp.ZIP



CSV files within the Clinical Discrete Data folder



- Appointments.csv - export of all patient appointments.
- Custom Alerts.csv - export of all patient custom alerts.
- Diagnosis.csv - export of all patient diagnoses data.
- FamilyHistory.csv - export of full patient family history data.
- FamilyHistoryCodes.csv - export of family history diagnoses codes.
- FamilyHistoryStatuses.csv - export of family history.
- GuarantorInformation.csv - export of patient insurance guarantor information.
- ImplantableDevices.csv - export of patient's all implantable devices data.
- Injections.csv - export of all patient injections.
- Insurance Information.csv - export of patient insurance data.
- Orders.csv - export of all patient orders.
- Smoking Status.csv - export of full patient smoking data.
- UDF.csv - export of all patient UDF data within patient demographic data (UDF = User Defined Fields)
- Messages.csv - export of all messages attached to patient chart.
- CodeSystemNames.csv - export of all VocabularyID values.

XML files within the Clinical Discrete Data folder

XML files exported within the Patient's clinical discrete data are:

- Results.xml - export of all patient's results data, including laboratory, radiology, and procedure results.
- Vitals.xml - export of full patient's vitals data.
- Encounter.xml - export of full encounter specific data for all patient's encounters.

CCDA file within the ZIP file

CCDA (Consolidated Clinical Document Architecture) is standardized file format used for health information exchange, formatted in the XML as defined in the HL7 Implementation Guide.

Within the CCDA, the following data classes are exported:

- Demographics (including Related Person Information)
- Encounters
- Diagnoses (Problems)
- Vitals
- Medications Administered During Visit
- Medications
- Immunizations
- Allergies
- Social History
- Procedures

- Results
- Care Team Members
- Plan of Treatment
- Health Status Assessments (Functional, Mental, Disability Status)
- Reason for Referral
- Reason for Visit
- Patient Decision Aids and Clinical Instructions
- Implantable Devices
- Assessments
- Goals (including SDOH Goals)
- Health Concerns
- Clinical Notes
- Health Insurance Information
- SDOH Assessment

Clinical Discrete Data Folder: CSV and XML files

No data to export in CSV / XML

In case of no patient data for a given data class to export, then relevant CSV / XML file will be generated or not as per these rules:

- CSV files: If there is no data for a given data class, then the empty CSV file will be created.
- XML files:
 - Encounter.xml files: if no data to export, no XML file will be created.
 - Vitals.xml and Results.xml: if no data to export, empty XML file will be created.

Deleted records in CSV / XML

Some CSV / XML files will also include the deleted record of the given data class. In such cases, the relevant delete status of the data will be captured within its status as elaborated in the Data Dictionary.

Additional Notes

Family History CSV files

We are exporting separate CSV files that contains patient's family history data:

- FamilyHistory.csv - export of full patient family history data including family history diagnosis data for each family-related person.

- FamilyHistoryCodes.csv - export of family history diagnoses codes; the relation between records in this file and the given family diagnosis in the FamilyHistory.csv is based on ConceptPath field.
 - The ConceptPath is shared between the FamilyHistory and FamilyHistoryCodes files and can be used to link the data together.
- FamilyHistoryStatuses.csv - export of family history in case No Relevant and Unknown Family History is recorded for that patient.

Patient Demographics

All demographic data is included in the CCDA, including insurance information.

- Patient demographic data that is non-Insurance related (such as First Last Name, Birth Date, Gender, Address....) **will not be exported in CSV** as all that data is already included in CCDA.
- Patient Insurance Information within the Patient Demographic SRS data should be exported in CSV in two separate CSV files:
 - *Guarantor Information.csv* - contains only Guarantor Information from the patient insurance data.
 - *Insurance Information* - contains the rest of the patient insurance data.
- And with the latest changes it should be included in the Clinical Summary UI in new section “Health Insurance Information” and in the CCDA.

Note: Patient Insurance in addition to the Data Dictionary:

In the exported CSV file, there are IDs with the following mapping:

- CompanyID - it is an internal SRS ID, it is not received in the HL7 file, and this ID is not shown on SRS UI.
- SharedID - this ID is the CompanyID as received in HL7 file and shown on the SRS UI.

Custom Alerts

Custom alerts are exported to *CustomAlerts.csv*. This data is not associated with a specific encounter or provider. The export contains any active custom alerts based on when the patient meets the alert criteria.

Vitals

Vitals data is already provided in the CCDA, but not all fields are included. The export will include a CSV file that will include all Vitals data for a given patient, including Post Screening Plans.

Smoking Status

Smoking Status data is already provided in the CCDA, but not all fields are included. The export will include a CSV file that will include all Smoking Status data for a given patient, including Post Screening Plans.

Diagnoses

Diagnosis data are already provided in the CCDA, but not all fields are included. The export will include a CSV file that will include all Diagnoses data for a given patient. The Diagnoses.csv will have list of diagnoses agnostic of the patient's encounters.

Note: Diagnoses in addition to the Data Dictionary:

1. No Known Diagnoses: when No Known Diagnoses checkbox is selected in SRSPPro, this will be only included in the exported CCDA. In this case there will be no Diagnosis.csv file created within the ZIP export.
2. No diagnoses recorded: when there are no diagnoses recorded for a given patient and No Known Diagnoses is not selected for that patient, there will be no Diagnosis.csv file created within the ZIP export.
3. Type: the type will not be included in the export because there is only one type (Diagnosis).

Implantable Devices

Implantable Device data is already provided in the CCDA, but not all fields are included. The export will include an ImplantableDevices.csv file that will include all Implantable Devices data for a given patient. This file will include all devices: active, inactive and deleted devices.

Appointments List

List of patient's appointments will be exported in Appointments.CSV. Also, *Reason for visit* is pulled into CCDA. The link between *Reason for visit* and the appointment is the *Date of the Appointment*.

Orders and Results

Orders will be exported as CSV and Results will be exported as XML within the same Clinical Discrete Data folder. The relation between Order and Results is defined with RequisitionId that is included in each Result. The RequisitionId is the OrderID.

Note: Orders/Results in addition to the Data Dictionary:

The relation between Order and Results is defined with RequisitionId that is included in each Result. The RequisitionId is the OrderID.

```

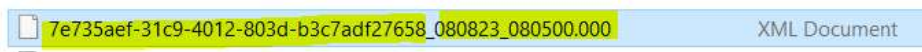
<LabResultsDetail>
  <Header>
    <AccountNumber>srs</AccountNumber>
    <OrderName />
    <OrderedDate />
    <StrOrderedDatePart />
    <StrOrderedTimePart />
    <CollectedDate />
    <ReceivedDate />
    <ReportedDate>6/20/2007 12:00 AM</ReportedDate>
    <RequisitionId>2532</RequisitionId>
    <SpecimenId>2532</SpecimenId>
    <ProviderId>6934939567</ProviderId>
    <ProviderFirstName>Richard</ProviderFirstName>
    <ProviderLastName>Fast</ProviderLastName>
    <ProviderFullName>Richard Fast</ProviderFullName>
    <PatientEducationDate />
    <SummaryLoincCode> </SummaryLoincCode>
    <Status>Final</Status>
    <FacilityId>RDL</FacilityId>
    <FacilityName>QUEST LABS</FacilityName>
    <FacilityAddress>123 Executive Blvd</FacilityAddress>
    <FacilityAddress1>Engelwood, NJ 07082</FacilityAddress1>
    <FacilityPhone>2023431234</FacilityPhone>
    <MedicalDirector />
    <PatientComment />
    <TestComment>
      <string> Note added from NTE line1</string>
      <string> Note added from NTE line4</string>
      <string> Note added from NTE line2</string>
      <string> Note added from NTE line3</string>
    </TestComment>
    <PatientName> Alan Gold</PatientName>
  </Header>
</LabResultsDetail>

```

Encounter Data Capture (XML files per encounter)

For each patient encounter we are creating separate Encounter.xml files in the Encounter Data Capture folder.

The name of the Encounter.XML contains EncounterID (GUID) and Date & Time stamp.



Documents (folder in addition to CSV files)

All documents attached to the patient chart in SRS will be exported in the **Documents folder** in the EHI ZIP file.

- Filename: **DocumentName_DocumentId**
- Deleted Documents will not be included in the exported documents in EHI Document folder.
- Forms-documents, results, TOC Documents, images - all that are considered as documents will be included in the EHI Export ZIP > Document Folder.



- Messages will not be included in Documents folder; they'll be exported as a separate CSV file.
 - The relation between messages and document is given in the DocumentID column listed in the messages.csv file.
- Results received as HL7 files will not be included in Documents folder. HL7 files are used only for data import, and HL7 will not be included in the EHI export as such. Results will be exported as OrdersResults.CSV.
- The relation between order/result and document is given via UnstructuredDocumentId column and corresponding orderID / ResultID listed in the Orders.csv file.

Note: The following files attached to patient's chart in SRS are considered as documents and will be exported in the EHI Export ZIP > Document Folder.

1. Images
2. Forms - once entered as Form, that form is saved as document and will be included in exported files in Documents folder.
3. Messages - are not considered as documents. Messages, Sticky notes and TOC messages (Transfer of Care) are all treated as messages, and as such will not be included in Documents folder. Instead, they are exported in the Messages.csv file.
4. TOC documents and messages:
 - a. TOC message is not considered as a document, it's a message and as such will be included in the Messages.csv.
 - b. TOC attachments (CCDA and Reason for Referral) are considered as documents and will be exported in the Documents folder.
5. CPOE Results are considered as documents and will be included in the Documents folder in the ZIP.
 - a. The relation between the Result and the Document is given via DocumentID and corresponding orderID / ResultID.